

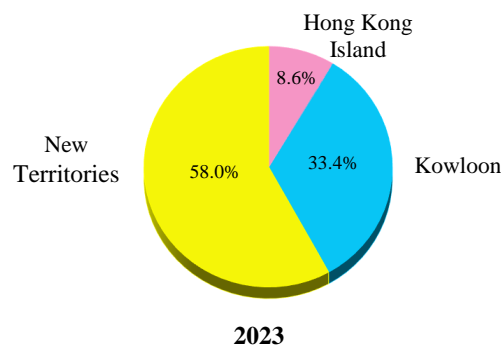
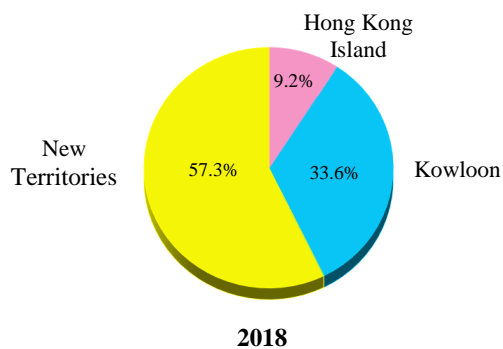
Housing in Figures

2024

Population by type of housing¹

	%		
	2013	2018	2023
Public permanent housing ²	45.8	44.6	45.3
<i>Rental housing</i>	29.3	29.0	29.8
<i>Subsidised sale flats</i>	16.4	15.6	15.5
Private permanent housing ³	53.7	54.7	53.9
Temporary housing ⁴	0.5	0.6	0.9

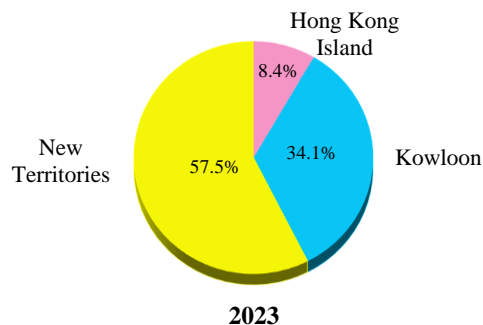
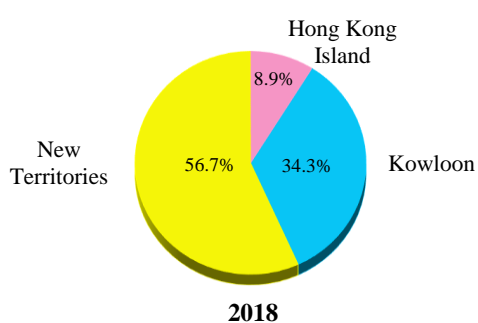
Population in public permanent housing of the HA by district



Domestic households by type of housing¹

	Thousands ('000)		
	2013	2018	2023
Overall	2 407	2 564	2 700
Public permanent housing ²			%
<i>Rental housing</i>	45.9	45.4	46.1
<i>Subsidised sale flats</i>	30.5	30.5	30.5
Private permanent housing ³	15.4	15.0	15.6
Temporary housing ⁴	53.4	53.8	53.0
	0.7	0.7	0.9

Domestic households in public permanent housing of the HA by district



As at 31 March 2024, there were some 198 600 elderly households (i.e. all household members were aged 60 or above) in HA PRH flats, representing 25% of all households in HA PRH flats.

Average household size¹

	No. of persons		
	2013	2018	2023
All types of housing	2.9	2.8	2.7
Public permanent housing ²	2.9	2.8	2.7
<i>Rental housing</i>	2.8	2.7	2.6
<i>Subsidised sale flats</i>	3.1	3.0	2.7
Private permanent housing ³	2.9	2.8	2.7
Temporary housing ⁴	2.4	2.4	2.5

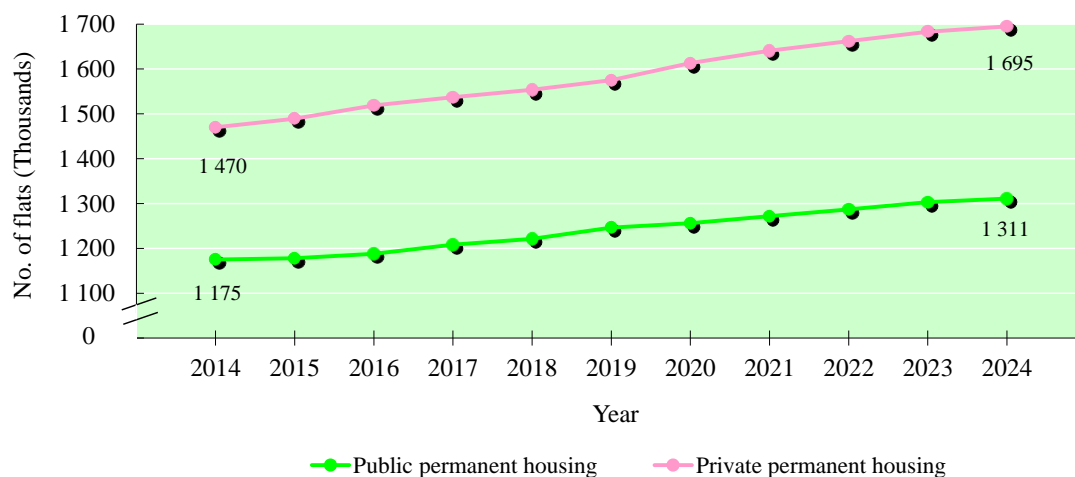
Stock of flats by type of permanent housing

(as at end March of the year)

	Thousands ('000)		
	2014	2019	2024
Overall	2 645	2 821	3 005
Public permanent housing ⁵	1 175	1 246	1 311
<i>Rental housing</i>	782	832	860
<i>Subsidised sale flats</i>	394	414	450
Private permanent housing ⁶	1 470	1 575	1 695

Stock of flats in public and private permanent housing

(as at end March of the year)

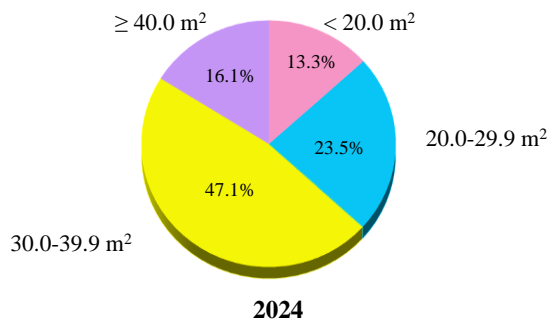
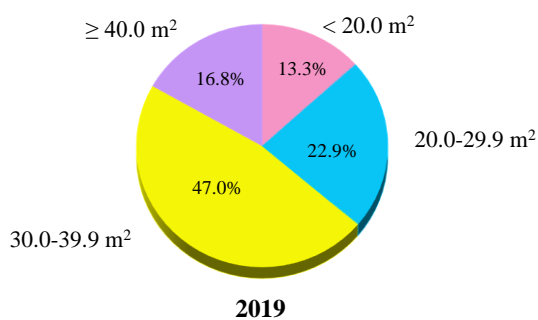


Stock of HA PRH flats by age of block

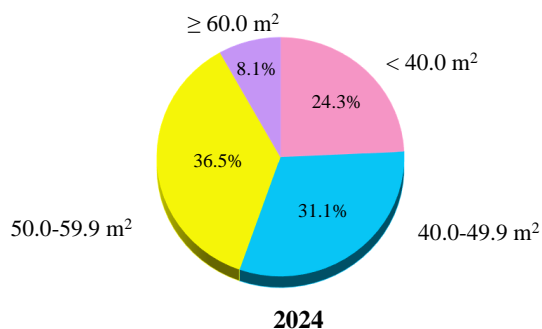
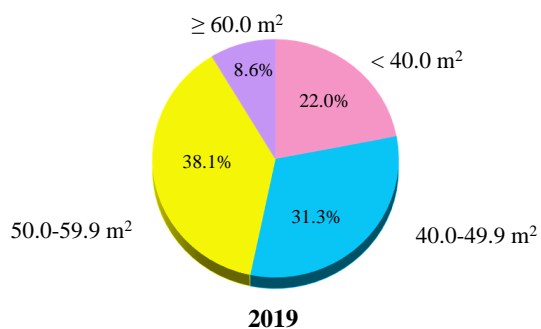
(as at end March of the year)

	Thousands ('000)		
	2014	2019	2024
Overall	744	793	822
0 - 5 years	95	88	65
6 - 10 years	65	75	68
11 - 15 years	146	65	75
16 - 20 years	84	145	65
21 - 25 years	75	83	144
26 - 30 years	84	66	83
31 - 35 years	126	78	59
36 years and over	68	192	263

Stock of HA PRH flats by flat size (m², IFA)
(as at end March of the year)



Stock of HA HOS flats⁷ by flat size (m², SA)
(as at end March of the year)



Production of flats by type of permanent housing

	Thousands ('000)		
	2013	2018	2023
Overall	29	46	23
Public permanent housing	21	25	10
<i>Rental housing</i>	21	20	4
<i>Subsidised sale flats</i> ⁸	0	5	6
Private permanent housing (excluding village houses) ⁹	8	21	14

	Thousands ('000)		
	2013	2018	2023
Production of HA PRH flats¹⁰ by district	21	20	4
Overall			%
Hong Kong Island	0.0	1.4	0.0
Kowloon	77.7	60.1	0.0
New Territories	22.3	38.5	100.0

	Thousands ('000)		
	2013	2018	2023
Production of private permanent housing (excluding village houses)⁹ by district	8	21	14
Overall			%
Hong Kong Island	6.4	16.4	6.3
Kowloon	12.2	27.8	50.1
New Territories	81.4	55.8	43.6

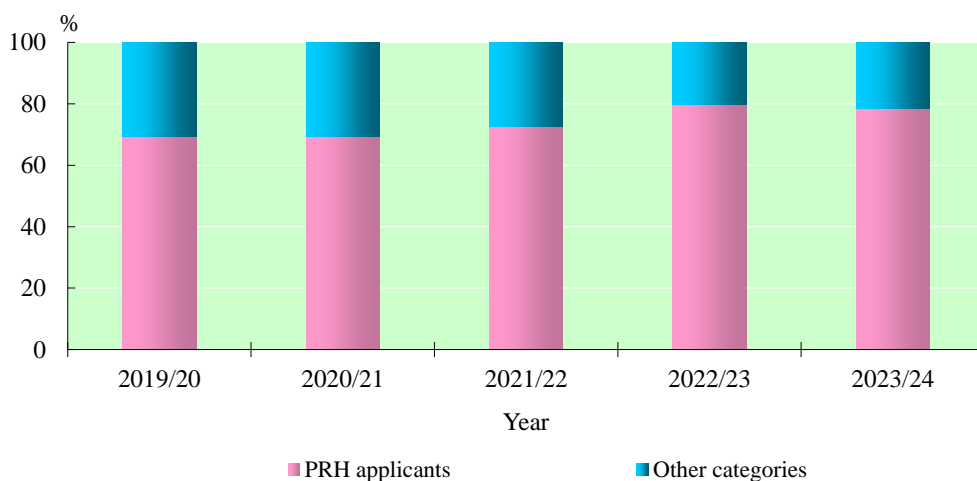
The HA's Housing Construction Programme¹¹

	Thousands ('000)				
	2024/25	2025/26	2026/27	2027/28	2028/29
PRH/GSH flats	18	16	15	19	22
Other subsidised sale flats	11	8	3	10	7

Allocation of HA PRH flats

	Thousands ('000)		
	2013/14	2018/19	2023/24
Overall	33	35	24
By allocation category			
PRH applicants	23	27	19
Other categories ¹²	10	8	5

Allocation of HA PRH flats



PRH applicants

(as at end March of the year)

	Thousands ('000)		
	2014	2019	2024
General applicants	122	146	128
QPS applicants	126	108	92

The average waiting time for the general applicants housed to HA PRH flats in the year 2023/24 was 5.7 years.¹³

For 2024/25, the monthly income limit and asset limit for a 4-person household are HK\$30,950 and HK\$590,000 respectively.

Living space of HA PRH tenants

(as at end March of the year)

	m ² (IFA)		
	2014	2019	2024
Average living space per person ¹⁴	13.0	13.3	13.9
Proportion of households with living space per person below 5.5 m ²	0.4	0.6	0.4

Rent of public and private permanent housing

Rent of HA PRH flats

(average monthly rent as at end March of the year)

	HK\$ / m ² (IFA)		
	2014	2019	2024
Hong Kong Island	50	67	75
Kowloon	55	75	84
New Territories	44	60	67

Rent of private permanent housing¹⁵

(average monthly rent of flats <70 m² in the 1st quarter of the year)

	HK\$ / m ² (SA)		
	2014	2019	2024
Hong Kong Island	343	455	409
Kowloon	280	354	364
New Territories	215	268	277

Price of private permanent housing¹⁶

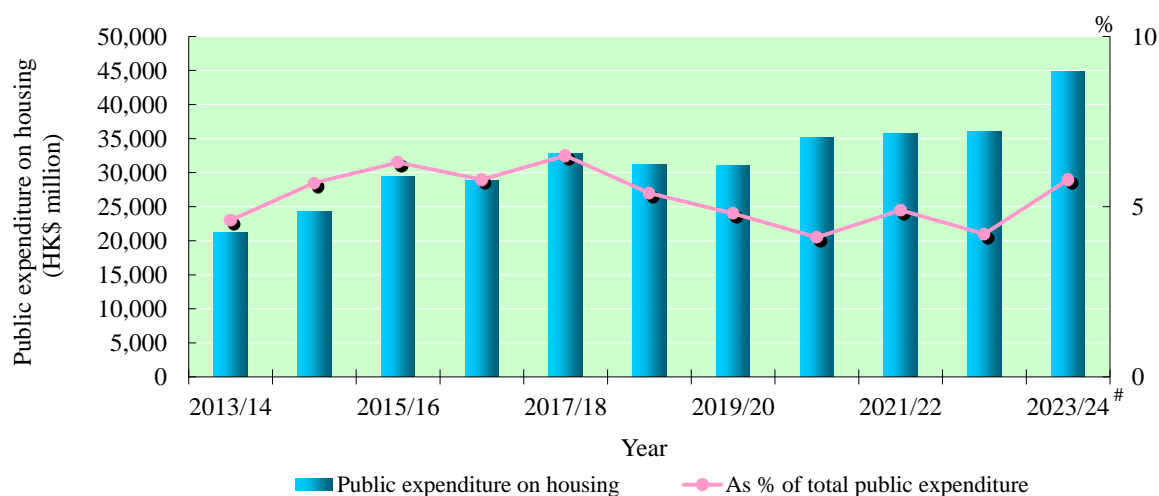
(average price of flats <70 m² of the year)

	HK\$ / m ² (SA)		
	2013	2018	2023
Hong Kong Island	125,952	177,928	158,188
Kowloon	100,024	147,625	139,252
New Territories	76,919	123,261	122,735

Public expenditure on housing¹⁷

	HK\$ million		
	2013/14	2018/19	2023/24 [#]
Public expenditure on housing	21,268	31,159	44,874
As % of total public expenditure	4.6	5.4	5.8

Public expenditure on housing



[#] Revised estimate

Explanatory Notes

1. Data source : Census and Statistics Department
Figures on **population, domestic households** and **average household size** are compiled based on the results of the General Household Survey and the mid-year population estimates of the Census and Statistics Department (C&SD). The General Household Survey covers the land-based non-institutional population of Hong Kong. Land-based non-institutional population refers to the Hong Kong Resident Population (including usual residents, home-based and non home-based mobile residents) excluding inmates of institutions and persons living on board vessels.
2. **Public permanent housing** covers the following :
 - (a) **Rental housing** which includes :
 - (i) PRH flats and IH flats of the HA; and
 - (ii) Rental flats and SEN flats of the HS.
 - (b) **Subsidised sale flats** which includes :
 - (i) Flats under the TPS of the HA;
 - (ii) Flats under the HOS, PSPS, MIHS, BRO and MSS of the HA;
 - (iii) Flats under the GSH of the HA;
 - (iv) Flats under the FFSS, SCHS and SSFP of the HS; and
 - (v) Flats under the subsidised sale flat scheme of the URA.

HOS/PSPS/MIHS/BRO/MSS/GSH/TPS/FFSS/SCHS/SSFP flats that can be traded in the Open Market (i.e. flats sold prior to HOS Phase 3B or flats with premium paid) are classified as private permanent housing and are excluded from subsidised sale flats.
3. **Private permanent housing** covers the following :
 - (a) Private housing blocks;
 - (b) Flats built under the UIS of the HS;
 - (c) Villas/bungalows/modern village houses;
 - (d) Simple stone structures/traditional village houses; and
 - (e) HOS/PSPS/MIHS/BRO/MSS/GSH/TPS/FFSS/SCHS/SSFP flats that can be traded in the Open Market.
4. **Temporary housing** includes such temporary structures as roof-top structures, huts and places not intended for residential purposes (e.g. staircases, corridors).
5. Figures on **stock of flats in public permanent housing** are based on the administrative records of the HA and the HS. They cover rental flats and subsidised sale flats of the HA and the HS, but do not include the subsidised sale flats provided by the URA. Please refer to Note 2 for details.
6. Figures on **stock of flats in private permanent housing** are based on the frame of quarters maintained by the C&SD. Please refer to Note 3 for details.
7. **HA HOS flats** include flats under the HOS, PSPS, MIHS, BRO and MSS of the HA. Figures on **stock of HA HOS flats by flat size** include flats that can be traded in the Open Market (i.e. flats sold prior to HOS Phase 3B or flats with premium paid).
8. Figures on **production of subsidised sale flats** do not include the subsidised sale flats provided by the URA in 2015/16 and 2020/21.
9. Figures on **production of private permanent housing (excluding village houses)** are based on data maintained by the Rating and Valuation Department.
10. Figures on **production of HA PRH flats** include PRH flats and flats of projects transferred from the HOS to PRH. IH flats and flats under projects built as rental housing but subsequently transferred to the BRO/MSS housing are not included.
11. Figures are based on the Housing Construction Programme as at June 2024 prepared by the Housing Department.

12. **Other categories** include “clearance rehousing”, “estate clearance and major repairs”, “compassionate rehousing”, “transfers”, “emergency rehousing” and “junior civil servants and pensioners”.
13. The **average waiting time** is calculated as the average of the waiting time of those general applicants who were housed to PRH in the past 12 months, it is not applicable to non-elderly one-person applicants under the Quota and Points System. Waiting time basically refers to the time taken between registration for PRH and first flat offer, excluding any frozen period during the application period (e.g. when the applicant has not yet fulfilled the residence requirement; the applicant has requested to put his/her application on hold pending arrival of family members for family reunion; the applicant is imprisoned, etc). If applicants take into account their waiting time under the Quota and Points System or their frozen period, they may perceive a longer waiting time than the average waiting time as announced by HA.
14. **Average living space per person** is calculated by taking the average of the living space per person of all PRH households. The living space per person of each PRH household is defined as the ratio of the internal floor area of the PRH flat occupied by the PRH household and the number of authorized persons in that household.
15. Data source : Rating and Valuation Department
Rent of private permanent housing refers to market rent of fresh lettings of private residential flats.
16. Data source : Rating and Valuation Department
Price of private permanent housing refers to the transactions which took place during the reference periods and have been scrutinized by the Rating and Valuation Department for stamp duty purposes.
17. Data source : Financial Services and the Treasury Bureau
Public expenditure on housing comprises government expenditure (expenditure charged to the General Revenue Account and financed by the Government’s statutory funds) and expenditure by the HA.
18. Figures may not add up to the total due to rounding.

Abbreviations

BRO	Buy or Rent Option Scheme
FFSS	Flat-For-Sale Scheme
GSH	Green Form Subsidised Home Ownership Scheme
HA	Hong Kong Housing Authority
HOS	Home Ownership Scheme
HS	Hong Kong Housing Society
IFA	Internal Floor Area
IH	Interim Housing
MIHS	Middle Income Housing Scheme
MSS	Mortgage Subsidy Scheme
PRH	Public Rental Housing
PSPS	Private Sector Participation Scheme
QPS	Quota and Points System
SA	Saleable Area
SCHS	Sandwich Class Housing Scheme
SEN	Senior Citizen Residences Scheme
SSFP	Subsidised Sale Flats Projects
TPS	Tenants Purchase Scheme
UIS	Urban Improvement Scheme
URA	Urban Renewal Authority