

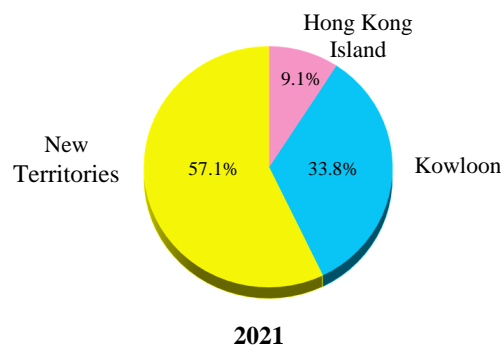
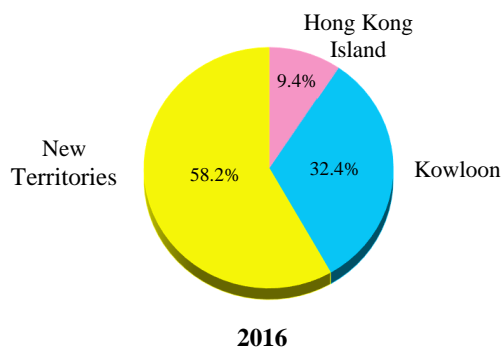
Housing in Figures

2022

Population by type of housing¹

	%		
	2011	2016	2021
Public permanent housing ²	46.2	44.8	45.7
<i>Rental housing</i>	29.1	29.1	30.0
<i>Subsidised sale flats</i>	17.1	15.7	15.7
Private permanent housing ³	53.2	54.6	53.7
Temporary housing ⁴	0.6	0.6	0.6

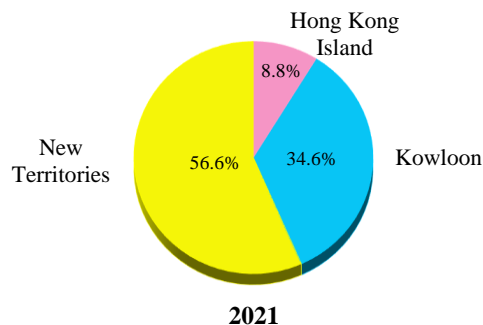
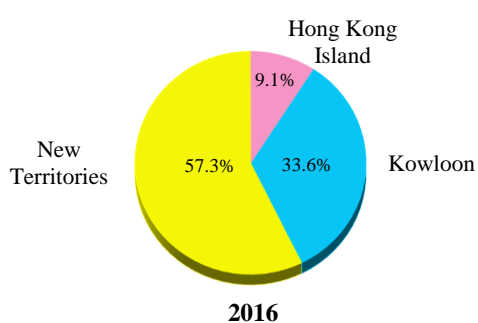
Population in public permanent housing of the HA by district



Domestic households by type of housing¹

	Thousands ('000)		
	2011	2016	2021
Overall	2 359	2 499	2 669
Public permanent housing ²			%
<i>Rental housing</i>	45.8	45.6	46.0
<i>Subsidised sale flats</i>	30.0	30.6	30.6
Private permanent housing ³	15.8	15.0	15.4
Temporary housing ⁴	53.4	53.7	53.4
	0.8	0.7	0.6

Domestic households in public permanent housing of the HA by district



As at 31 March 2022, there were some 179 800 elderly households (i.e. all household members were aged 60 or above) in HA PRH flats, representing 23% of all households in HA PRH flats.

Average household size¹

	No. of persons		
	2011	2016	2021
All types of housing	2.9	2.8	2.7
Public permanent housing ²	3.0	2.8	2.7
<i>Rental housing</i>	2.8	2.7	2.7
<i>Subsidised sale flats</i>	3.2	3.0	2.8
Private permanent housing ³	2.9	2.9	2.7
Temporary housing ⁴	2.3	2.5	2.6

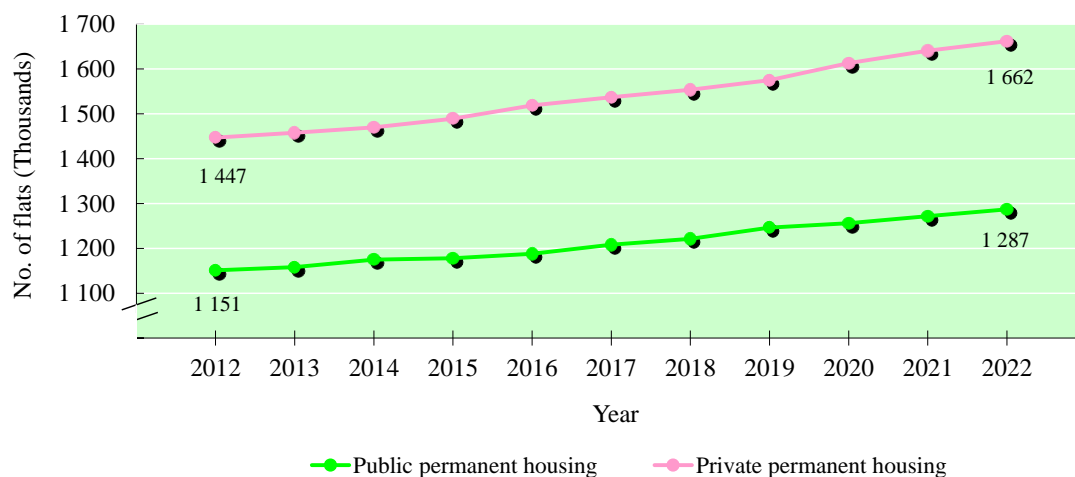
Stock of flats by type of permanent housing

(as at end March of the year)

	Thousands ('000)		
	2012	2017	2022
Overall	2 599	2 745	2 949
Public permanent housing ⁵	1 151	1 208	1 287
<i>Rental housing</i>	761	808	851
<i>Subsidised sale flats</i>	391	400	437
Private permanent housing ⁶	1 447	1 537	1 662

Stock of flats in public and private permanent housing

(as at end March of the year)

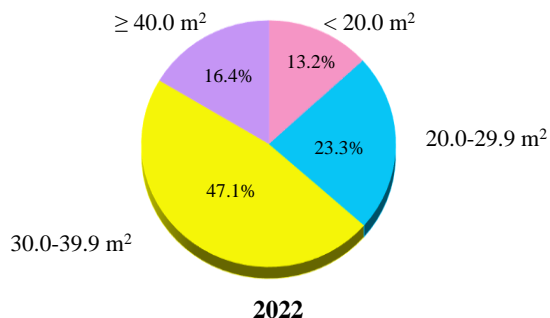
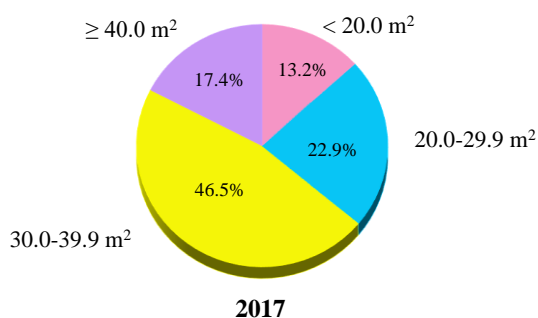


Stock of HA PRH flats by age of block

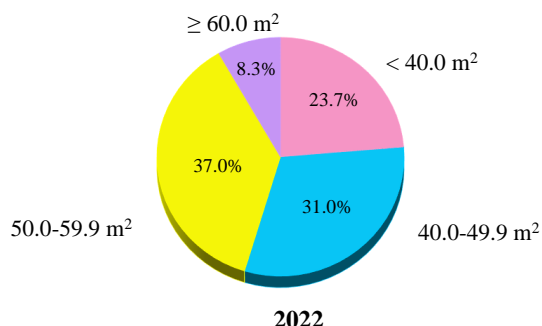
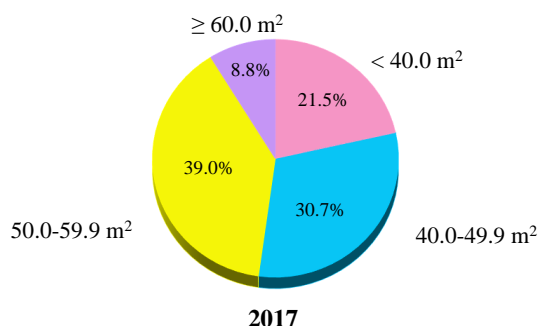
(as at end March of the year)

	Thousands ('000)		
	2012	2017	2022
Overall	722	769	810
0 - 5 years	74	84	81
6 - 10 years	105	59	62
11 - 15 years	123	105	59
16 - 20 years	88	120	105
21 - 25 years	69	86	120
26 - 30 years	126	58	84
31 - 35 years	91	123	47
36 years and over	47	134	253

Stock of HA PRH flats by flat size (m², IFA)
(as at end March of the year)



Stock of HA HOS flats⁷ by flat size (m², SA)
(as at end March of the year)



Production of flats by type of permanent housing

	Thousands ('000)		
	2011	2016	2021
Overall	27	37	31
Public permanent housing	18	22	16
<i>Rental housing</i>	18	22	13
<i>Subsidised sale flats</i> ⁸	0	^	3
Private permanent housing (excluding village houses) ⁹	9	15	14

⁸ Less than 500

	Thousands ('000)		
	2011	2016	2021
Production of HA PRH flats¹⁰ by district	18	22	12
Overall			%
Hong Kong Island	0.0	0.9	0.0
Kowloon	66.1	58.5	38.0
New Territories	33.9	40.7	62.0

	Thousands ('000)		
	2011	2016	2021
Production of private permanent housing (excluding village houses)⁹ by district	9	15	14
Overall			%
Hong Kong Island	11.3	15.4	5.9
Kowloon	16.9	21.7	47.7
New Territories	71.8	62.9	46.4

The HA's Housing Construction Programme¹¹

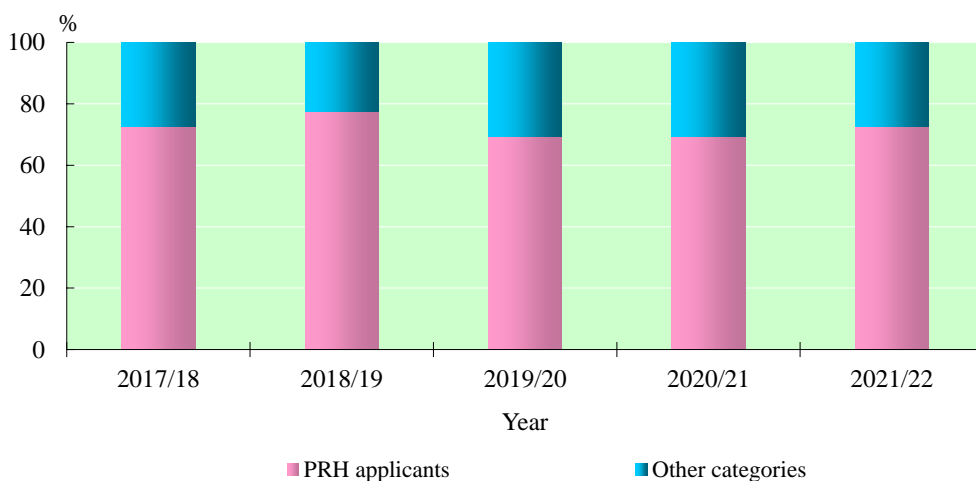
	Thousands ('000)				
	2022/23	2023/24	2024/25	2025/26	2026/27
PRH/GSH flats	4	12	18	14	15
Other subsidised sale flats	7	^	10	7	7

^ Less than 500

Allocation of HA PRH flats

	Thousands ('000)		
	2011/12	2016/17	2021/22
Overall	31	34	26
By allocation category			
PRH applicants	20	27	19
Other categories ¹²	12	7	7

Allocation of HA PRH flats



PRH applicants

(as at end March of the year)

	Thousands ('000)		
	2012	2017	2022
General applicants	102	147	148
QPS applicants	88	129	98

The average waiting time for the general applicants housed to HA PRH flats in the year 2021/22 was 6.1 years.¹³

For 2022/23, the monthly income limit and asset limit for a 4-person household are HK\$30,950 and HK\$562,000 respectively.

Living space of HA PRH tenants

(as at end March of the year)

	m ² (IFA)		
	2012	2017	2022
Average living space per person ¹⁴	12.9	13.2	13.6
Proportion of households with living space per person below 5.5 m ²	0.5	0.5	0.5

Rent of public and private permanent housing

Rent of HA PRH flats

(average monthly rent as at end March of the year)

	HK\$ / m ² (IFA)		
	2012	2017	2022
Hong Kong Island	46	61	74
Kowloon	49	68	83
New Territories	40	54	67

Rent of private permanent housing¹⁵

(average monthly rent of flats <70 m² in the 1st quarter of the year)

	HK\$ / m ² (SA)		
	2012	2017	2022
Hong Kong Island	306	408	408
Kowloon	231	322	345
New Territories	174	249	270

Price of private permanent housing¹⁶

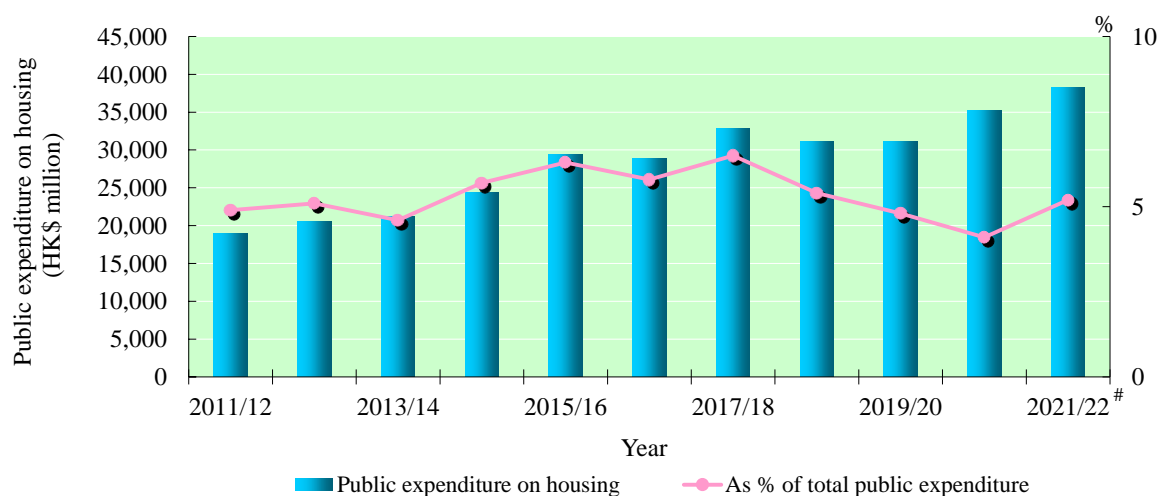
(average price of flats <70 m² of the year)

	HK\$ / m ² (SA)		
	2011	2016	2021
Hong Kong Island	99,452	139,536	186,347
Kowloon	76,772	114,464	162,208
New Territories	56,481	93,896	138,432

Public expenditure on housing¹⁷

	HK\$ million		
	2011/12	2016/17	2021/22 [#]
Public expenditure on housing	18,918	28,875	38,257
As % of total public expenditure	4.9	5.8	5.2

Public expenditure on housing



[#] Revised estimate

Explanatory Notes

1. Data source : Census and Statistics Department
Figures on **population, domestic households** and **average household size** are compiled based on the results of the General Household Survey and the mid-year population estimates of the Census and Statistics Department (C&SD). The General Household Survey covers the land-based non-institutional population of Hong Kong. Land-based non-institutional population includes Hong Kong Resident Population (i.e. usual residents, home-based and non home-based mobile residents) but excludes inmates of institutions and persons living on board vessels.
2. **Public permanent housing** covers the following :
 - (a) **Rental housing** which includes :
 - (i) PRH flats and IH flats of the HA; and
 - (ii) Rental flats and SEN flats of the HS.
 - (b) **Subsidised sale flats** which includes :
 - (i) Flats under the TPS of the HA;
 - (ii) Flats under the HOS, PSPS, MIHS, BRO and MSS of the HA;
 - (iii) Flats under the GSH of the HA;
 - (iv) Flats under the FFSS, SCHS and SSFP of the HS; and
 - (v) Flats under the subsidised sale flat scheme of the URA.

HOS/PSPS/MIHS/BRO/MSS/GSH/TPS/FFSS/SCHS/SSFP flats that can be traded in the Open Market (i.e. flats sold prior to HOS Phase 3B or flats with premium paid) are classified as private permanent housing and are excluded from subsidised sale flats.
3. **Private permanent housing** covers the following :
 - (a) Private housing blocks;
 - (b) Flats built under the UIS of the HS;
 - (c) Villas/bungalows/modern village houses;
 - (d) Simple stone structures/traditional village houses; and
 - (e) HOS/PSPS/MIHS/BRO/MSS/GSH/TPS/FFSS/SCHS/SSFP flats that can be traded in the Open Market.
4. **Temporary housing** includes such temporary structures as roof-top structures, huts and places not intended for residential purposes (e.g. staircases, corridors).
5. Figures on **stock of flats in public permanent housing** are based on the administrative records of the HA and the HS. They cover rental flats and subsidised sale flats of the HA and the HS, but do not include the subsidised sale flats provided by the URA. Please refer to Note 2 for details.
6. Figures on **stock of flats in private permanent housing** are based on the frame of quarters maintained by the C&SD. Please refer to Note 3 for details.
7. **HA HOS flats** include flats under the HOS, PSPS, MIHS, BRO and MSS of the HA. Figures on **stock of HA HOS flats by flat size** include flats that can be traded in the Open Market (i.e. flats sold prior to HOS Phase 3B or flats with premium paid).
8. Figures on **production of subsidised sale flats** do not include the subsidised sale flats provided by the URA in 2015/16 and 2020/21.
9. Figures on **production of private permanent housing (excluding village houses)** are based on data maintained by the Rating and Valuation Department.
10. Figures on **production of HA PRH flats** include PRH flats and flats of projects transferred from the HOS to PRH. IH flats and flats under projects built as rental housing but subsequently transferred to the BRO/MSS housing are not included.
11. Figures are based on the Housing Construction Programme as at June 2022 prepared by the Housing Department.

12. **Other categories** include “clearance rehousing”, “estate clearance and major repairs”, “compassionate rehousing”, “transfers”, “emergency rehousing” and “junior civil servants and pensioners”.
13. **Waiting time** basically refers to the time taken between registration for PRH and first flat offer, excluding any frozen period during the application period (e.g. the applicant has not yet fulfilled the residence requirement, the applicant has requested to put his/her application on hold pending arrival of family members for family reunion, the applicant is imprisoned). The **average waiting time for general applicants** refers to the average of the waiting time of those general applicants who were housed to PRH in the past 12 months.
14. **Average living space per person** is calculated by taking the average of the living space per person of all PRH households. The living space per person of each PRH household is defined as the ratio of the internal floor area of the PRH flat occupied by the PRH household and the number of authorized persons in that household.
15. Data source : Rating and Valuation Department
Rent of private permanent housing refers to market rent of fresh lettings of private residential flats.
16. Data source : Rating and Valuation Department
Price of private permanent housing refers to the transactions which took place during the reference periods and have been scrutinized by the Rating and Valuation Department for stamp duty purposes.
17. Data source : Financial Services and the Treasury Bureau
Public expenditure on housing comprises government expenditure (expenditure charged to the General Revenue Account and financed by the Government’s statutory funds) and expenditure by the HA.
18. Figures may not add up to the total due to rounding.

Abbreviations

BRO	Buy or Rent Option Scheme
FFSS	Flat-For-Sale Scheme
GSH	Green Form Subsidised Home Ownership Scheme
HA	Hong Kong Housing Authority
HOS	Home Ownership Scheme
HS	Hong Kong Housing Society
IFA	Internal Floor Area
IH	Interim Housing
MIHS	Middle Income Housing Scheme
MSS	Mortgage Subsidy Scheme
PRH	Public Rental Housing
PSPS	Private Sector Participation Scheme
QPS	Quota and Points System
SA	Saleable Area
SCHS	Sandwich Class Housing Scheme
SEN	Senior Citizen Residences Scheme
SSFP	Subsidised Sale Flats Projects
TPS	Tenants Purchase Scheme
UIS	Urban Improvement Scheme
URA	Urban Renewal Authority